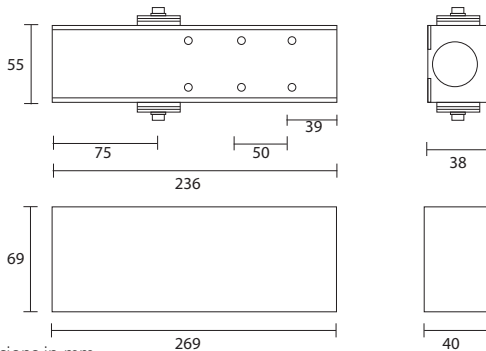




TS9205 - Standard Arm Closer

A heavy duty, but slimline power adjustable overhead door closer, suitable for schools, public buildings, offices, hotels and hospitals.



All dimensions in mm.

BS EN 1154 Classification

TS9205 door closers have been independently tested to conform with the EN 1154 performance standard. They are CE marked and classified as follows:

Standard Arm Fig 1

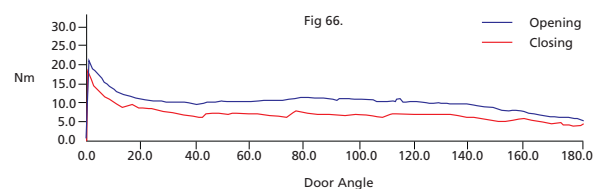
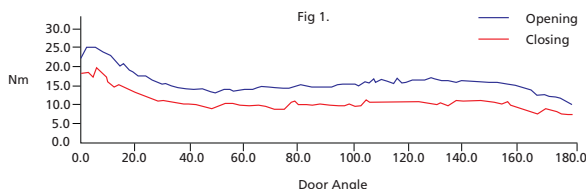
4	8	5 2	1	1	3
---	---	--------	---	---	---

The TS9205 high efficiency door closer is 'Engineered to Perform', assisting door sets meet the requirement of Approved Document M and BS8300 recommendations.

BS EN 1634 Fire Test

TS9205 closers have been tested to BS EN 1634 for 30, 60 and 120 minutes on timber doorsets, and 240 minutes on metal doorsets. (Fig 1, 61, 66, and slide arm applications)

Efficiency Graphs



Product Specification

Power size (adjustable by spring)	
EN2 (up to 850mm / 45kg)	Yes
EN3 (up to 950mm / 60kg)	Yes
EN4 (up to 1100mm / 80kg)	Yes
EN5 (up to 1250mm / 110kg)	Yes
Mechanism	Rack and Pinion
Adjustable closing speed	Yes
Adjustable latch action	Yes
Adjustable delayed action	Yes
Adjustable back check	Yes
Max door width (mm)	1250
Max door weight (kg)	110
Opening angle	180°
DDA (Min door width 835mm)	Fig 1
DDA (Min door width 728mm)	Fig 66
LH and RH doors - universal application	Yes
Fire Rated (BS EN 1634-1: 2000)	Yes
Tested to BS EN1154: 1997	Yes
ANSI tested to 1 million cycles	Yes

TS9205 Series Options

Hold-open arm (Not to be used on fire doors)	Optional
Slide arm	Optional
Drop plate	Optional
Available finishes	All
Optional: Not CE or Certifire approved	



1121



Certificate No. WQM 132