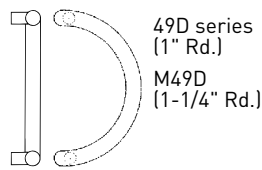


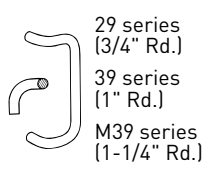
O F F S E T D O O R P U L L S



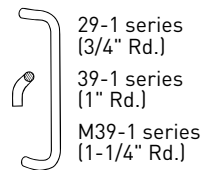
No.	Materials	Centers	Overall	Base	Clearance	Projection	Offset	ANSI
29B	3/4" Rd.	8"	8-3/4"	3/4" Rd.	1-3/4"	2-1/2"	3"	J402
29C	3/4" Rd.	10"	10-3/4"	3/4" Rd.	1-3/4"	2-1/2"	3"	J402
29D	3/4" Rd.	12"	12-3/4"	3/4" Rd.	1-3/4"	2-1/2"	3"	J402
39B	1" Rd.	8"	9"	1" Rd.	1-3/4"	2-3/4"	4"	J402
39C	1" Rd.	10"	11"	1" Rd.	1-3/4"	2-3/4"	4"	J402
39D	1" Rd.	12"	13"	1" Rd.	1-3/4"	2-3/4"	4"	J402
39G	1" Rd.	18"	19"	1" Rd.	1-3/4"	2-3/4"	4"	J402
M39D	1-1/4" Rd.	12"	13"	1-1/4" Rd.	2-1/4"	3-1/2"	4-1/2"	J402
M39G	1-1/4" Rd.	18"	19-1/4"	1-1/4" Rd.	2-1/4"	3-1/2"	4-1/2"	J402
49D	1" Rd.	12"	-	3/4" Rd.	1-1/2"	2-1/2"	7"	-
M49D	1-1/4" Rd.	12"	-	1" Rd.	1-1/4"	2-1/2"	7-1/2"	-
29-1B	3/4" Rd.	8"	8-3/4"	3/4" Rd.	1-3/4"	2-1/2"	2-1/4"	J402
29-1C	3/4" Rd.	10"	10-3/4"	3/4" Rd.	1-3/4"	2-1/2"	2-1/4"	J402
29-1D	3/4" Rd.	12"	12-3/4"	3/4" Rd.	1-3/4"	2-1/2"	2-1/4"	J402
39-1B	1" Rd.	8"	9"	1" Rd.	1-3/4"	2-3/4"	2-3/4"	J402
39-1C	1" Rd.	10"	11"	1" Rd.	1-3/4"	2-3/4"	2-3/4"	J402
39-1D	1" Rd.	12"	13"	1" Rd.	1-3/4"	2-3/4"	2-3/4"	J402
39-1G	1" Rd.	18"	19"	1" Rd.	1-3/4"	2-3/4"	2-3/4"	J402
M39-1D	1-1/4" Rd.	12"	13-1/4"	1-1/4" Rd.	2-1/4"	3-1/2"	3-1/4"	J402
M39-1G	1-1/4" Rd.	18"	19-1/4"	1-1/4" Rd.	2-1/4"	3-1/2"	3-1/4"	J402



49D series
(1" Rd.)
M49D
(1-1/4" Rd.)



90° offset



29 series
(3/4" Rd.)
39 series
(1" Rd.)
M39 series
(1-1/4" Rd.)

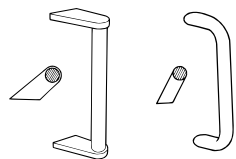
45° offset

These handsomely designed pulls are extremely popular. They are an attractive alternative to traditional straight door pulls. Please specify a heavy duty mounting system for 1" and 1-1/4" diameter offset pulls on high use doors.

O F F S E T D O O R P U L L S



No.	Materials	Centers/Overall	Base	Clearance	Projection	Offset	ANSI
30	1" Rd.	10"/11"	1/2" x 1-7/8"	1-3/4"	2-7/8"	1-3/4"	J402
35A	3/4" Rd.	6"/6-3/4"	3/4" Oval	1-3/8"	2-1/8"	1-1/2"	J402
35B	3/4" Rd.	8"/8-3/4"	3/4" Oval	1-3/8"	2-1/8"	1-1/2"	J402
36B	1" Rd.	8"/9"	1" Oval	1-1/8"	2-1/8"	2"	J402
36C	1" Rd.	10"/11"	1" Oval	1-1/8"	2-1/8"	2"	J402
36D	1" Rd.	12"/13"	1" Oval	1-1/8"	2-1/8"	2"	J402
M36D	1-1/4" Rd.	12"/13-1/4"	1-1/4" Oval	1-1/2"	2-3/4"	3-1/2"	J402
M36G	1-1/4" Rd.	18"/19-1/4"	1-1/4" Oval	1-1/2"	2-3/4"	3-1/2"	J402



30

35 series
(3/4" Rd.)
36 series
(1" Rd.)
M36 series
(1-1/4" Rd.)

All pulls in this series have a 45° offset.

NOTE: For door pulls with a 2-1/2" clearance requirement, specify the part number with the suffix "HCP". **EXAMPLE:** 39C x HCP.