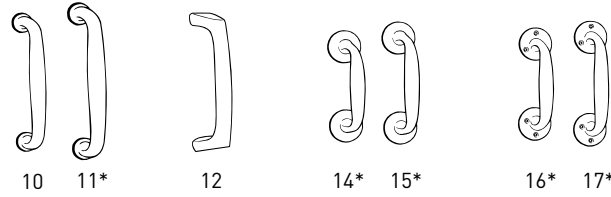


CAST DOOR PULLS



No.	Centers	Overall	Base	Clearance	Projection	ANSI
10	5-1/2"	6-1/2"	1"	1-1/2"	2"	J401
11	7-1/2"	8-1/2"	1"	1-1/2"	2"	J401
12	5-1/2"	6-1/4"	5/8" x 1-1/4"	1-1/2"	2"	J401
14	5-1/2"	7-1/2"	2"	1-1/2"	2-1/4"	J401
15	7-1/2"	9-1/2"	2"	1-1/2"	2-1/4"	J401
16	-	7-1/2"	2"	1-1/2"	2-1/4"	J401
17	-	10"	2"	1-1/2"	2-1/4"	J401

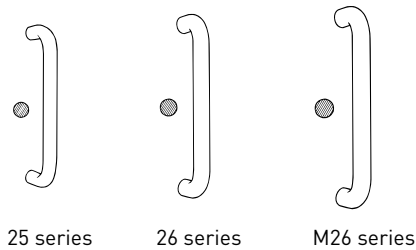


*Not available in stainless steel.

ROUND DOOR PULLS



No.	Materials	Centers	Overall	Base	Clearance	Projection	ANSI
25A	3/4" Rd.	6"	6-3/4"	3/4" Rd.	1-5/8"	2-3/8"	J401
25B	3/4" Rd.	8"	8-3/4"	3/4" Rd.	1-5/8"	2-3/8"	J401
25C	3/4" Rd.	10"	10-3/4"	3/4" Rd.	1-5/8"	2-3/8"	J401
25D	3/4" Rd.	12"	12-3/4"	3/4" Rd.	1-5/8"	2-3/8"	J401
26B	1" Rd.	8"	9"	1" Rd.	1-3/4"	2-3/4"	J401
26C	1" Rd.	10"	11"	1" Rd.	1-3/4"	2-3/4"	J401
26D	1" Rd.	12"	13"	1" Rd.	1-3/4"	2-3/4"	J401
26G	1" Rd.	18"	19"	1" Rd.	1-3/4"	2-3/4"	J401
M26D	1-1/4" Rd.	12"	13-1/4"	1-1/4" Rd.	2-1/4"	3-1/2"	J401
M26G	1-1/4" Rd.	18"	19-1/4"	1-1/4" Rd.	2-1/4"	3-1/2"	J401



The code letter following the number of each item will tell you the center to center dimension of that item.

The code letters and their corresponding lengths are as follows:

A=6" B=8" C=10" D=12" G=18"

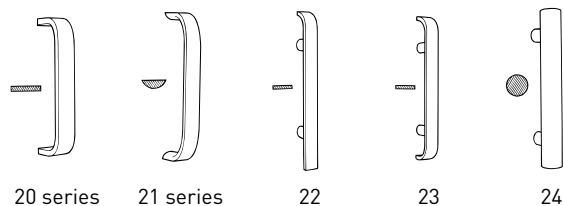
Grips can be made to any center dimension.

Please call us with your specifications.

DOOR PULLS



No.	Materials	Centers	Overall	Base	Clearance	Projection	ANSI
20A	3/8" x 1-1/4"	6"	6-3/8"	3/8" x 1-1/4"	1-3/4"	2-1/8"	J401
20B	3/8" x 1-1/4"	8"	8-3/8"	3/8" x 1-1/4"	1-3/4"	2-1/8"	J401
20C	3/8" x 1-1/4"	10"	10-3/8"	3/8" x 1-1/4"	1-3/4"	2-1/8"	J401
21A	1" Half Rd.	6"	6-1/2"	1/2" x 1"	1-5/8"	2-1/8"	J401
21B	1" Half Rd.	8"	8-1/2"	1/2" x 1"	1-5/8"	2-1/8"	J401
21C	1" Half Rd.	10"	10-1/2"	1/2" x 1"	1-5/8"	2-1/8"	J401
22	3/8" x 1-1/4"	8"	14"	1" Rd.	1-1/2"	1-7/8"	J401
23	3/8" x 1-1/4"	8"	14"	1" Rd.	1-1/2"	1-7/8"	J401
24	1" Rd.	5-1/2"	8"	3/4" Rd.	1-1/4"	2-1/4"	J401



Available in all architectural finishes