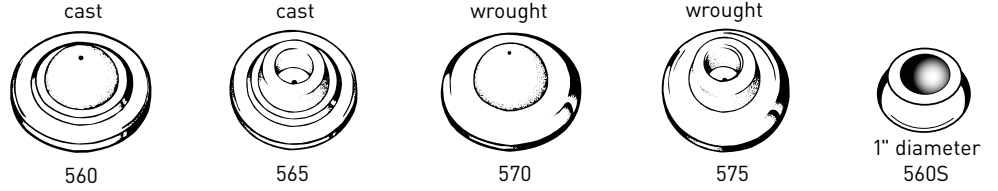


W A L L S T O P S



No.	Bumper	Material	Size	ANSI
560	Convex	Cast Brass or Bronze	2-1/2" Diameter x 1" Projection	L12101
560S	Convex	Cast Brass or Bronze	1" Diameter x 9/16" Projection	L12101
565	Concave	Cast Brass or Bronze	2-1/2" Diameter x 1" Projection	L12101
570	Convex	Wrought Brass, Bronze, Stainless Steel	2-1/2" Diameter x 1" Projection	L22102
575	Concave	Wrought Brass, Bronze, Stainless Steel	2-1/2" Diameter x 1" Projection	L22102

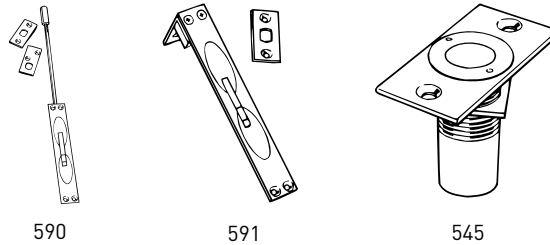


All wall stops are provided with fasteners for mounting in all types of wall construction including concrete.

F L U S H B O L T S



No.	Description	Size	ANSI
590	Flush Bolt for Metal Doors	1" x 6-3/4"	L14081
591	Flush Bolt for Wood Doors	1" x 6-3/4"	L14081
545	Dust Proof Strike	1-3/8" x 2-7/8"	L14021



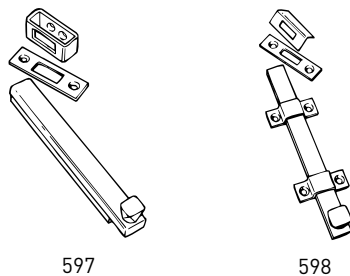
Polished extruded brass manual flush bolts having over 7/8" throw and 7/8" vertical adjustment.

Our 545 dust proof strike can be used on both floor and threshold installation.

S U R F A C E B O L T S



No.	Description	Size	ANSI
597	8" Concealed Surface Bolt	1" Throw	L84161
598	8" Surface Strap Bolt	1" Throw	L84161



Our 597 has a fully concealed mounting design which enhances appearance and security. Units are furnished with universal top strike and flat bottom strike. Available in US26D only.

Number 598 is a heavy duty all steel construction surface bolt to insure maximum strength and security. This bolt is available in all architectural finishes.