



# TECHNICAL DATA

FROM

# Anemostat®

## DOOR PRODUCTS

A MESTEK COMPANY

P.O. BOX 4938 • 1220 WATSONCENTER ROAD  
 CARSON, CA 90745-4206  
 (310) 835-7500 • FAX (310) 835-0448

e-mail: door@anemostat.com • website: www.anemostat.com

# Lo-FP-12

# Lo-FP-12-IS

12" (305mm) ROUND  
 LO-PROFILE METAL VISION FRAME



UNDERWRITERS'  
 LABORATORIES

EN-1634

European Standard

FIRE RATINGS

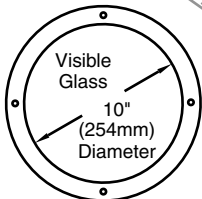
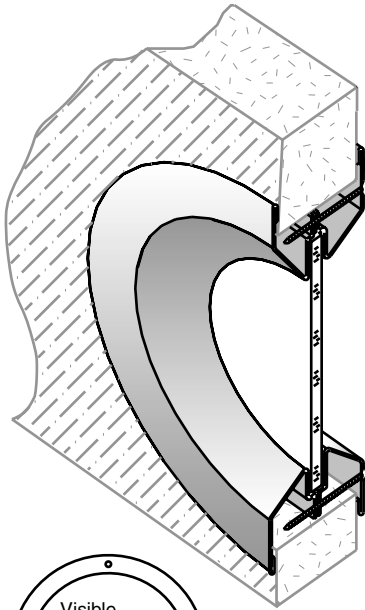


WARNOCK  
 HERSEY

B.S.-476.22

British Standard

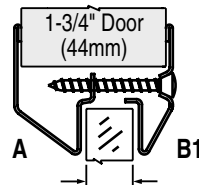
### DETAIL DRAWING



4 mounting holes per vision frame

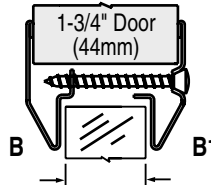
Anemostat manufacturing dimensions ±1/32 (1mm)  
 Actual dimensions are nominal and may vary  
 based on component manufacturers tolerances.

#### Lo-FP-12-AB1



GLAZING THICKNESS 5/8" to 11/16" (16mm to 17mm)  
 GLAZING SPACE 3/4" (19mm)

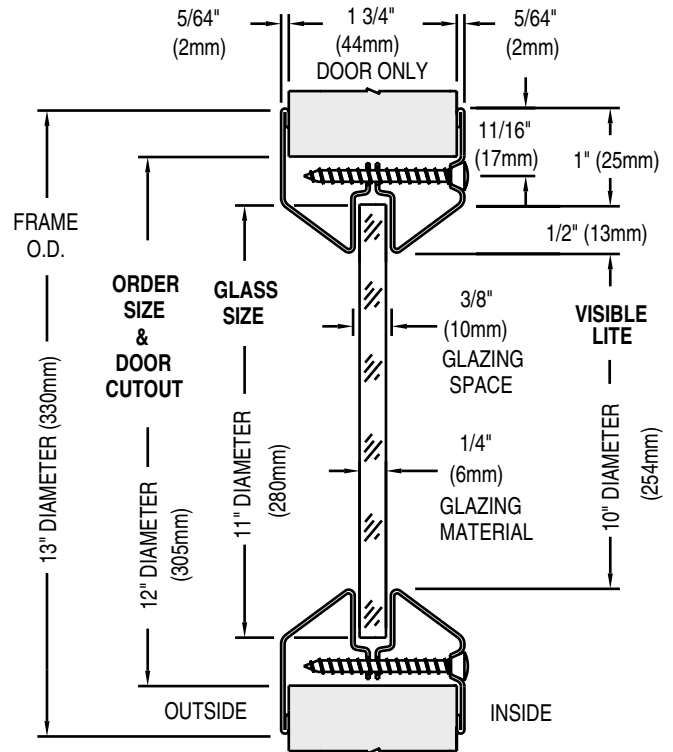
#### Lo-FP-12-BB1



GLAZING THICKNESS 7/8" to 1" (22mm to 25mm)  
 GLAZING SPACE 1 1/16" (27mm)

A, B = Non Screw Side of Frame  
 A1, B1 = Screw Side of Frame

#### Lo-FP-12-AA1



### STANDARD PRODUCT FEATURES

- MATERIAL:** 20 GA. (1mm) Cold Rolled Steel.
- FINISH:** Grey Primer, Beige or Bronze Baked Enamel.
- INSTALLATION:** Uses #8 x 1 3/4" (44mm) long phillips oval head screws that pass through the door cutout and fasten to the opposite side of the vision frame, eliminating the need for thru bolts.
- DOOR THICKNESS:** For 1 3/4" (44mm) Wood or Metal Doors.
- GLAZING:** Should be 1/4" (6mm) , 3/16" (5mm) or 5/16" (8mm) fire and/or safety rated with U.L. and/or W.H.I. classification markings. Glazing space of 3/8" (10mm) allows for glazing tape to be used on both sides of the glass. See drawing above for details on other glass thicknesses available.
- AESTHETICS:** Smooth round contour of low profile frame style gives a unique design to any setting.
- IMPORTANT:** Interpretation of building and fire codes may vary. Consult with the local authority having jurisdiction in your area, to determine appropriate standards.
- NOTE:** For Exterior use, High Humidity or Salt Air application, product must be Galvanized steel.

### OPTIONAL FEATURES

- MATERIAL:** #304 or #316 Stainless Steel, #4 Finish(Satin), Galvanized (Hot Dipped, or Zinc Plated),
- FINISH:** Custom Baked Enamel Colors (as per sample chip supplied). Plated Finishes to match the lock, hinges and closer.
- FASTENERS:** Special Security Screw Fasteners, See Page 36, this section.
- SPECIALS:** Consult Factory for special diameter sizes and other special glass or door thickness.

### FIRE RATINGS (w/ U.L. & W.H.I. classification markings) Positive Pressure

- 20/45/60/90/180 MINUTE:** Approved listing at 79 sq.in. (0.051 m<sup>2</sup>) visible lite.
  - 3 Hour:** Approved listing at 79 sq.in. (0.051 m<sup>2</sup>) visible lite
- \* Must be used with FIRELITE Plus or NT and Fire listed glazing tape or another manufacturer's equivalent product. Glazing combination must be used in appropriately tested door assembly.

**BS 476.22** Timber Doors - 30 min. and 1 hour.  
 British Standard Steel Doors - 2 hours (4 hours actual).

**EN-1634** 30/60 min. integrity and insulation - Indicative Testing  
 European Std.

Job Name & Location	Submitted by